

➔ **Cover Image**

Identification of white matter pathways carrying microstructural abnormalities in patients with *PRRT2*-related paroxysmal kinesigenic dyskinesia on fixel-based analysis. Stylized by Kaitlyn Aman Ramm, Digital Multimedia/Graphics Coordinator.

See page 400

**In Focus**

385 **Spotlight on the March 8 Issue**

386 **This Week's *Neurology*® Podcast**

**Editorials**

387 **Advancing Secondary Stroke Prevention Strategies: Optimal Timing of Dual Antiplatelet Therapy With Cilostazol**

T.E. Madsen and A. de Havenon

389 **No Neuron Operates in Isolation**

M.S. LeDoux

**Research Articles: Short Format**

Full articles at Neurology.org/N

391 **Association of Timing for Starting Dual Antiplatelet Treatment With Cilostazol and Recurrent Stroke: A CSPS.com Trial Post Hoc Analysis**

K. Toyoda, K. Omae, H. Hoshino, S. Uchiyama, K. Kimura, K. Miwa, K. Minematsu, K. Yamaguchi, Y. Suda, S. Toru, K. Kitagawa, M. Ihara, M. Koga, and T. Yamaguchi, on behalf of the CSPS.com Trial Investigators

OPEN ACCESS  Class of Evidence  Editorial, p. 387

392 **Clinical Outcome After Endovascular Treatment in Patients With Active Cancer and Ischemic Stroke: A MR CLEAN Registry Substudy**

M.A. Verschoof, A.E. Groot, S.F.T.M. de Bruijn, B. Roozenbeek, H. Bart van der Worp, D.W.J. Dippel, B.J. Emmer, S.D. Roosendaal, C.B.L.M. Majoie, Y.B.W.E.M. Roos, and J.M. Coutinho, on behalf of the MR CLEAN Registry Investigators

 Class of Evidence

393 **Circulating Interleukin-6 Levels and Incident Ischemic Stroke: A Systematic Review and Meta-analysis of Prospective Studies**

A. Papadopoulos, K. Palaiopoulos, H. Björkbacka, A. Peters, J.A. de Lemos, S. Seshadri, M. Dichgans, and M.K. Georgakis

394 **Cerebral Microbleeds and Acute Hematoma Characteristics in the ATACH-2 and MISTIE III Trials**

J.R. Magid-Bernstein, Y. Li, S.-M. Cho, P.J. Piran, D.J. Roh, A. Gupta, A. Shoamanesh, A. Merkle, C. Zhang, R. Avadhani, N. Montano, C. Iadecola, G.J. Falcone, K.N. Sheth, A.I. Qureshi, J. Rosand, J. Goldstein, I. Awad, D.F. Hanley, H. Kamel, W.C. Ziai, and S.B. Murthy

 Class of Evidence

395 **Measures Associated With Early, Late, and Persistent Clinically Significant Symptoms of Depression 1 Year After Stroke in the AFFINITY Trial**

O.P. Almeida, G.J. Hankey, A.H. Ford, C. Etherton-Beer, L. Flicker, and M.L. Hackett, on behalf of AFFINITY Trial Investigators

 CME Course  Infographic

396 **Neuropathologic Correlates of Human Cortical Proteins in Alzheimer Disease and Related Dementias**

L. Yu, P.A. Boyle, A.P. Wingo, J. Yang, T. Wang, A.S. Buchman, T.S. Wingo, N.T. Seyfried, A.I. Levey, P.L. DeJager, J.A. Schneider, and D.A. Bennett

397 **Twenty-Five-Year Change in Cardiac Structure and Function and Midlife Cognition: The CARDIA Study**

L. Rouch, T. Hoang, F. Xia, S. Sidney, J.A.C. Lima, and K. Yaffe

398 **Metagenomic Analysis of the Pediatric-Onset Multiple Sclerosis Gut Microbiome**

A.I. Mirza, F. Zhu, N. Knox, J.D. Forbes, G. Van Domselaar, C.N. Bernstein, M. Graham, R.A. Marrie, J. Hart, E.A. Yeh, D.L. Arnold, A. Bar-Or, J. O'Mahony, Y. Zhao, W. Hsiao, B. Banwell, E. Waubant, and H. Tremlett

 CME Course

399 **Intake of Flavonoids and Flavonoid-Rich Foods and Mortality Risk Among Individuals With Parkinson Disease: A Prospective Cohort Study**

X. Zhang, S.A. Molsberry, T.-S. Yeh, A. Cassidy, M.A. Schwarzschild, A. Ascherio, and X. Gao

400 **Cerebellum Dysfunction in Patients With *PRRT2*-Related Paroxysmal Dyskinesia**

A. Ekmen, A. Meneret, R. Valabregue, B. Beranger, Y. Worbe, J.-C. Lamy, S. Mehdi, A. Herve, I. Adanyeguh, G. Temiz, P. Damier, D. Gras, A. Roubertie, J. Piard, V. Navarro, E. Mutez, F. Riant, Q. Welniarz, M. Vidailhet, S. Lehericy, S. Meunier, C. Gallea, and E. Roze

 Editorial, p. 389

➔ **Ahead of Print Articles and Editorials**

NPub.org/aheadofprint

Continued

### Contemporary Issues in Practice, Education, & Research

- 401 **Comment: Introducing the US Health Care System in 2035: The Neurology Future Forecasting Series**  
R.A. Gross and L.K. Jones
- 402 **US Health Care System in 2035: The Neurology Future Forecasting Series**  
L.K. Jones, Jr., J.C. McClean, and O. Avitzur

### Special Articles


- 409 **Clinical Guidance in Neuropalliative Care: An AAN Position Statement**  
L.P. Taylor, J.M. Besbris, W.D. Graf, M.A. Rubin, S. Cruz-Flores, and L.G. Epstein on behalf of the Ethics, Law, and Humanities Committee, a joint committee of the American Academy of Neurology, American Neurological Association, and Child Neurology Society

### Video NeuroImages

- 417 **Cutaneous Lesions as a Clue to the Etiology of Extensive Intracranial Calcifications: Aicardi-Goutières Syndrome**  
Y.-H. Zeng, M. Zhao, X.-X. Guo, N. Wang, and W.-J. Chen  
OPEN ACCESS 

### Resident & Fellow Section

- 419 **Clinical Reasoning: Longitudinally Extensive Spinal Cord Lesions in a Middle-aged Man**  
N. Xie and Y. Zhou

- e1090 **Teaching NeuroImage: Claustrum Sign in Febrile Infection–Related Epilepsy Syndrome**  
L. Muccioli, U. Pensato, L. Di Vito, M. Messina, M. Nicodemo, and P. Tinuper
- e1092 **Teaching Video NeuroImage: Inverted Radial and Wartenberg Thumb Reflex in Cervical Myelopathy**  
T. Chen  


### Disputes & Debates: Editors' Choice

- 425 **Editors' Note: Use of Social Media in Health Care—Opportunities, Challenges, and Ethical Considerations: A Position Statement of the American Academy of Neurology**  
J.E. Siegler III and S. Galetta
- 425 **Reader Response: Use of Social Media in Health Care—Opportunities, Challenges, and Ethical Considerations: A Position Statement of the American Academy of Neurology**  
D. Garg and V.Y. Vishnu
- 426 **Author Response: Use of Social Media in Health Care—Opportunities, Challenges, and Ethical Considerations: A Position Statement of the American Academy of Neurology**  
L.P. Taylor


### Department


In the Next Issue of *Neurology*<sup>®</sup>

---

## Visit the *Neurology*<sup>®</sup> Website at [Neurology.org/N](http://Neurology.org/N)

- More article-based content on home pages
- Streamlined menus and navigation
- Enhanced blog sections for specialty areas
- Same experience on desktop, tablet, and mobile devices
- Improved article reading experience; links more evident (pdf, analytics, social media)
- *Neurology*<sup>®</sup> *Clinical Practice* initiative “Practice Current” global surveys will be accessible across sites

 Find *Neurology*<sup>®</sup> on Facebook: <http://tinyurl.com/neurologyfan>

 Follow *Neurology*<sup>®</sup> on Twitter: <https://twitter.com/GreenJournal>

# Neurology<sup>®</sup>

98 (10)

*Neurology* 2022;98:e1092-426

**This information is current as of January 1, 2022**

**Updated Information & Services**

including high resolution figures, can be found at:  
<http://n.neurology.org/content/98/10.full>

**Permissions & Licensing**

Information about reproducing this article in parts (figures, tables) or in its entirety can be found online at:  
[http://www.neurology.org/about/about\\_the\\_journal#permissions](http://www.neurology.org/about/about_the_journal#permissions)

**Reprints**

Information about ordering reprints can be found online:  
<http://n.neurology.org/subscribers/advertise>

*Neurology*® is the official journal of the American Academy of Neurology. Published continuously since 1951, it is now a weekly with 48 issues per year. Copyright . All rights reserved. Print ISSN: 0028-3878. Online ISSN: 1526-632X.

