

➔ Cover Image

Sankey diagram displaying the impact of SARS-CoV-2 on neurology residents' clinical practice. The left side shows the activity each responding resident was performing when the first case of SARS-CoV-2 local transmission was reported in Italy and the right side shows the change of daily activity for every specific respondent. Stylized by Kaitlyn Aman Ramm, Digital Multimedia/Graphics Coordinator.

See page 1061

Editorials

1027 **Women who participated in the paid labor force have lower rates of memory decline: Working to remember**
M.M. Mielke and B.D. James

1029 **Dopamine imaging in prodromal Parkinson disease trials: Ready for prime time?**
R.B. Postuma

Articles: Short Format

Full articles at [Neurology.org/N](https://www.neurology.org/N)

1031 **Association of work-family experience with mid- and late-life memory decline in US women**

E.R. Mayeda, T.M. Mobley, R.E. Weiss, A.R. Murchland, L.F. Berkman, and E.L. Sabbath

➔ Editorial, p. 1027

1032 **Longitudinal change in dopamine transporter availability in idiopathic REM sleep behavior disorder**

J.H. Shin, J.-Y. Lee, Y.-K. Kim, S.-A. Shin, H. Kim, H. Nam, and B. Jeon

➔ Editorial, p. 1029

1033 **Association of midlife vascular risk and AD biomarkers with subsequent cognitive decline**

C. Pettigrew, A. Soldan, J. Wang, M.-C. Wang, K. Arthur, A. Moghekar, R.F. Gottesman, and M. Albert

1034 **Sequence of Alzheimer disease biomarker changes in cognitively normal adults: A cross-sectional study**

J. Luo, F. Agboola, E. Grant, C.L. Masters, M.S. Albert, S.C. Johnson, E.M. McDade, J. Vögler, A.M. Fagan, T. Benzinger, P. Massoumzadeh, J. Hassenstab, R.J. Bateman, J.C. Morris, R.J. Perrin, J. Chhatwal, M. Jucker, B. Ghetti, C. Cruchaga, N.R. Graff-Radford, P.R. Schofield, H. Mori, and C. Xiong

1035 **Unverricht-Lundborg disease (EPM1) in Finland: A nationwide population-based study**

J.O.T. Sipilä, J. Hyppönen, V. Kytö, and R. Kälviäinen

[Open Access Article](#)

1036 **Incidence of interattack asymptomatic brain lesions in NMO spectrum disorder**

M.Y. Lee, K.P. Yong, J.-W. Hyun, S.-H. Kim, S.-H. Lee, and H.J. Kim

➔ CME Course

1037 **Analysis of 70 patients with hydrocephalus due to cobalamin C deficiency**

R. He, H. Zhang, L. Kang, H. Li, M. Shen, Y. Zhang, R. Mo, Y. Liu, J. Song, Z. Chen, Y. Liu, Y. Jin, M. Li, H. Dong, H. Zheng, D. Li, J. Qin, H. Zhang, M. Huang, D. Liang, Y. Tian, H. Yao, and Y. Yang

➔ CME Course

1038 **Twenty-year follow-up of a pilot/phase II trial on the Bonn protocol for primary CNS lymphoma**

S. Seidel, H. Pels, S. Schlömer, A. Kowoll, K. Fließbach, A. Engert, M. Vogt-Schaden, G. Egerer, H. Reichmann, G. Schackert, F. Kroschinsky, M. Deckert, U. Herrlinger, T. Klockgether, R. Fimmers, U. Bode, I.G.H. Schmidt-Wolf, and U. Schlegel

[Open Access Article](#) ➔ [Class of Evidence](#)

1039 **Loss of smell in patients with COVID-19: MRI data reveal a transient edema of the olfactory clefts**

M. Eliezer, A.-L. Hamel, E. Houdart, P. Herman, J. Housset, C. Jourdaine, C. Eloit, B. Verillaud, and C. Hautefort

What's Happening

1040 **What's happening in *Neurology*®**

1041 **What's happening in *Neurology*® *Genetics***

1042 **What's happening in *Innovations in Care Delivery***

Views & Reviews

1043 **Language after childhood hemispherectomy: A systematic review**


A.S. Nahum and F.J. Liégeois

➔ Ahead of Print Articles and Editorials

[NPub.org/ahheadofprint](https://www.neurology.org/ahheadofprint)

Continued



Video NeuroImages

- 1057 **Asymptomatic intrapetrous carotid artery stenosis after a gunshot to the head**
A. De Benedictis, G.S. Colafati, A. Carboni, A. Carai, and C.E. Marras
 Video

Humanities in Neurology

- 1059 **Being of brine**
N. Merridew

Resident & Fellow Section

- 1061 **Education Research: Effect of the COVID-19 pandemic on neurology trainees in Italy: A resident-driven survey**
E. Abati and G. Costamagna
- e3153 **Clinical Reasoning: An 11-year-old girl with focal seizures, fevers, and unilateral, enhancing cortical lesions**
J.B. Russ, C.M. Timbie, Y. Li, and E. Gonzalez-Giraldo
- e3160 **Teaching Video NeuroImages: Reflexive movement in brain death: Challenges on clinical examination**
C. Zheng, D.G. Di Luca, and J.H. Margolesky
 Video
- e3161 **Teaching Video NeuroImages: Susac syndrome's acute onset callosal disconnection**
L.O. Mourão, J.B. Parmera, E.d.N.C. Bergamaschi, D.M. Nunes, R. Nitri, and S.M.D. Brucki
 Video

Disputes & Debates: Editors' Choice

- 1067 **Editors' note: Hashimoto encephalopathy in the 21st century**
A. Lewis and S. Galetta
- 1067 **Reader response: Hashimoto encephalopathy in the 21st century**
K. Shubhakaran
- 1068 **Author response: Hashimoto encephalopathy in the 21st century**
F. Graus and J. Dalmau
- 1068 **Editors' note: Antiepileptic drugs are not independently associated with cognitive dysfunction**
A. Lewis and S. Galetta
- 1069 **Reader response: Antiepileptic drugs are not independently associated with cognitive dysfunction**
J.-A. Witt, C. Meschede, and C. Helmstaedter
- 1069 **Author response: Antiepileptic drugs are not independently associated with cognitive dysfunction**
E. Foster

Department

In the Next Issue of *Neurology*[®]

Sign Up for the AAN's Axon Registry

The AAN encourages its US members to show their interest in participating in the Axon Registry[®] by signing up today.

Use the Axon Registry to:

- Simplify reporting requirements under MACRA's Quality Payment Program and avoid penalties while reducing your administrative burden
- Meet your MOC Part IV requirements and waive up to eight credits of Part II Self-Assessment
- Choose from 22 AAN neurology-specific quality measures that fit your practice
- Use data to understand your practice and identify where improvements can be made to patient care
- Manage your patients at a population level; look at a specific group of patients based on conditions, risk factors, demographics or outcome
- Demonstrate your value to payers when negotiating reimbursement
- Enjoy multi-year, fee-free access when you sign the agreements and integrate your EHR with the registry

Learn more at [AAN.com/view/Axon](https://aan.com/view/Axon) and send your questions to registry@aan.com.

Neurology[®]

95 (23)

Neurology 2020;95:e3153-1070

This information is current as of January 1, 2020

Updated Information & Services

including high resolution figures, can be found at:
<http://n.neurology.org/content/95/23.full>

Permissions & Licensing

Information about reproducing this article in parts (figures, tables) or in its entirety can be found online at:
http://www.neurology.org/about/about_the_journal#permissions

Reprints

Information about ordering reprints can be found online:
<http://n.neurology.org/subscribers/advertise>

Neurology® is the official journal of the American Academy of Neurology. Published continuously since 1951, it is now a weekly with 48 issues per year. Copyright . All rights reserved. Print ISSN: 0028-3878. Online ISSN: 1526-632X.

