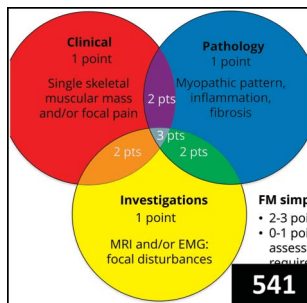
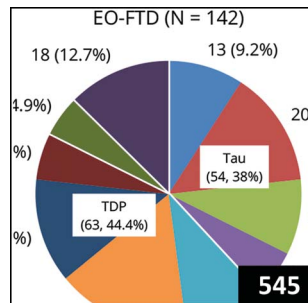

548

541

545

Select figures listed on the Table of Contents only appear within the full-length articles online.

In Focus

- 533 **Spotlight on the March 20 issue**
- 534 **This Week's *Neurology*® Podcast**

Editorials

- 535 **Personalizing acute therapies for ischemic stroke: Thrombolysis or thrombectomy?**
J.-M. Lee and T. Dziedzic
- 537 **Alzheimer disease biomarkers and synucleinopathy**
D.A. Bennett and B.A. Gordon

Articles: Short Format

 Full articles at Neurology.org/N

- 539 **Usefulness of ADAMTS13 to predict response to recanalization therapies in acute ischemic stroke**
A. Bustamante, M.M. Ning, T. García-Berrocso, A. Penalba, C. Boada, A. Simats, J. Pagola, M. Ribó, C. Molina, E. Lo, and J. Montaner
➔ Editorial, p. 535
- 540 **Peak perihemorrhagic edema correlates with functional outcome in intracerebral hemorrhage**
B. Volbers, A. Giede-Jeppe, S.T. Gerner, J.A. Sembill, J.B. Kuramatsu, S. Lang, H. Lücking, D. Staykov, and H.B. Huttner
- 541 **Focal myositis: New insights on diagnosis and pathology**
L. Gally, A. Hot, P. Petiot, F. Thivolet-Bejui, D. Maucort-Boulch, and N. Streichenberger
➔ CME Course
- 542 **Gait analysis in PSP and NPH: Dual-task conditions make the difference**
C. Selge, F. Schoeberl, A. Zwergal, G. Nuebling, T. Brandt, M. Dieterich, R. Schniepp, and K. Jahn
- 543 **Single-subject SPM FDG-PET patterns predict risk of dementia progression in Parkinson disease**
A. Pilotto, E. Premi, S. Paola Caminiti, L. Presotto, R. Turrone, A. Alberici, B. Paghera, B. Borroni, A. Padovani, and D. Perani
- 544 **CSF tau and β -amyloid predict cerebral synucleinopathy in autopsied Lewy body disorders**
D.J. Irwin, S.X. Xie, D. Coughlin, N. Nevler, R.S. Akhtar, C.T. McMillan, E.B. Lee, D.A. Wolk, D. Weintraub, A. Chen-Plotkin, J.E. Duda, M. Spindler, A. Siderowf, H.I. Hurtig, L.M. Shaw, M. Grossman, and J.Q. Trojanowski
➔ Editorial, p. 537
- 545 **Early vs late age at onset frontotemporal dementia and frontotemporal lobar degeneration**
S.W. Seo, M.-P. Thibodeau, D.C. Perry, A. Hua, M. Sidhu, I. Sible, J.N.S. Vargas, S.E. Gaus, G. Rabinovici, K.D. Rankin, A.L. Boxer, J.H. Kramer, H.J. Rosen, M.L. Gorno-Tempini, L.T. Grinberg, E.J. Huang, S.J. DeArmond, J.Q. Trojanowski, B.L. Miller, and W.W. Seeley
➔ CME Course
- 546 **Cerebral microbleeds and CSF Alzheimer biomarkers in primary progressive aphasias**
A. Mendes, A. Bertrand, F. Lamari, O. Colliot, A. Routier, O. Godefroy, F. Etcharry-Bouyx, O. Moreaud, F. Pasquier, P. Couratier, K. Bennys, M. Vercelletto, O. Martinaud, B. Laurent, J. Pariente, M. Puel, S. Epelbaum, S. Belliard, T. Kaouana, L. Fillon, M. Chupin, and B. Dubois, and M. Teichmann, On behalf of the PHRC "CAPP" Study Group

➔ Ahead of Print Articles and Editorials

NPub.org/headofprint
Continued

547 **White matter change with apathy and impulsivity in frontotemporal lobar degeneration syndromes**

C.J. Lansdall, I.T.S. Coyle-Gilchrist, P.S. Jones, P.V. Rodríguez, A. Wilcox, E. Wehmann, K.M. Dick, T.W. Robbins, and J.B. Rowe

[Open Access](#)548 **Electrical stimulation of the dorsolateral prefrontal cortex impairs semantic cognition**

G. Herbet, S. Moritz-Gasser, and H. Duffau

What's Happening549 **What's happening in *Neurology*[®]**550 **What's happening in *Neurology*[®] *Clinical Practice***551 **What's happening in *Neurology*[®]: *Genetics***552 **What's happening in *Neurology*[®] *Neuroimmunology & Neuroinflammation*****Clinical Implications of Neuroscience Research**553 **Cytoplasmic RNA granules, ribostasis, and neurodegeneration**

E.E. Benarroch

Historical Neurology563 **The centennial lesson of encephalitis lethargica**

B. Lutters, P. Foley, and P.J. Koehler

Reflections: Neurology and the Humanities568 **Rehabilitation: No longer stumped**

M. Jacobs

[Audio](#)**NeuroImages**570 **Atypical subependymal giant cell astrocytoma and neonatal tuberous sclerosis**

L.L. de Godoy and C.A.P. Ferreira Alves

Resident & Fellow Sectione1085 **Clinical Reasoning: A 42-year-old man with unilateral leg weakness**

R. Schneider, A. Weichert, E. Rogueva, J. Robertson, J. Keith, and L. Zinman

572 **Clinical Reasoning: A 75-year-old man with parkinsonism, mood depression, and weight loss**

E. Frattini, E. Monfrini, G. Bitetto, B. Ferrari, S. Arcudi, N. Bresolin, M.C. Saetti, and A. Di Fonzo

e1091 **Teaching NeuroImages: Adult-onset vanishing white matter disease**

R.-N. Villar-Quiles, C. Delgado-Suárez, M. Jorquera-Moya, J. Arpa-Gutiérrez, and G. Ortega-Suero

e1093 **Teaching NeuroImages: Isolated mammillary body infarction presenting with memory impairment**

K.M. Park, B.J. Lee, T.H. Kim, C.W. Mun, and S.E. Kim

Disputes & Debates: Editors' Choice576 **Editors' note: Swallowing-induced displacement of the carotid artery as a risk of stroke: Flip-flop phenomenon**

M. Alcauskas and S. Galetta

576 **Reader response: Swallowing-induced displacement of the carotid artery as a risk of stroke: Flip-flop phenomenon**

I. Zaed and G. Lanzino

577 **Author response: Swallowing-induced displacement of the carotid artery as a risk of stroke: Flip-flop phenomenon**

N. Kinoshita, K. Saito, and M. Ihara

577 **Editors' note: Systematic review and statistical analysis of the integrity of 33 randomized controlled trials**

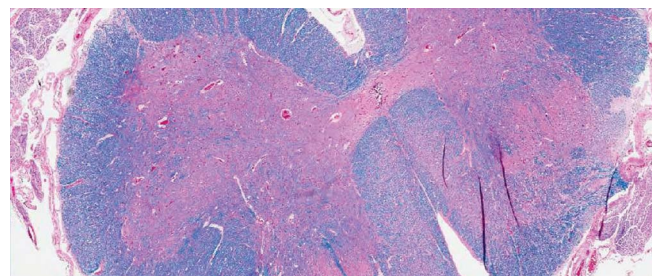
M. Alcauskas and S. Galetta

578 **Reader response: Systematic review and statistical analysis of the integrity of 33 randomized controlled trials**

R.A. Betensky and S.H. Chiou

578 **Author response: Systematic review and statistical analysis of the integrity of 33 randomized controlled trials**

M.J. Bolland, A. Grey, G.D. Gamble, and A. Avenell

Department**In the Next Issue of *Neurology*[®]****➔ Cover image**

H&E stain of the lumbar spinal cord showing a reduced population of motor neurons in a patient with unilateral leg weakness.

[See page e1085](#)

Neurology®

90 (12)

Neurology 2018;90:e1091-578

This information is current as of January 1, 2018

Updated Information & Services

including high resolution figures, can be found at:
<http://n.neurology.org/content/90/12.full>

Permissions & Licensing

Information about reproducing this article in parts (figures, tables) or in its entirety can be found online at:
http://www.neurology.org/about/about_the_journal#permissions

Reprints

Information about ordering reprints can be found online:
<http://n.neurology.org/subscribers/advertise>

Neurology® is the official journal of the American Academy of Neurology. Published continuously since 1951, it is now a weekly with 48 issues per year. Copyright . All rights reserved. Print ISSN: 0028-3878. Online ISSN: 1526-632X.

