

Neurology[®]

Table of Contents

Volume 85, Number 6, August 11, 2015
Neurology.org

THE MOST WIDELY READ AND HIGHLY CITED PEER-REVIEWED
NEUROLOGY JOURNAL



IN FOCUS

- 485 Spotlight on the August 11 Issue
- 504 This Week's *Neurology*[®] Podcast


EDITORIALS

- 486 Direct health care charges for new-onset pediatric epilepsy: How much does it cost?
J.L. Wagner and A.T. Berg
- 488 The (mis)diagnosis of CIDP: The high price of missing the mark
K.C. Gorson and C.L. Gooch

ARTICLES

- 490 Health care charges for youth with newly diagnosed epilepsy
J.L. Ryan, M.E. McGrady, S.M. Guilfoyle, K. Junger, A.D. Arnett, and A.C. Modi
Editorial, p. 486
- 498 CIDP diagnostic pitfalls and perception of treatment benefit
J.A. Allen and R.A. Lewis
 **Editorial, p. 488**
- 505 Acute stroke chameleons in a university hospital: Risk factors, circumstances, and outcomes
B. Richoz, O. Hugli, F. Dami, P.-N. Carron, M. Faouzi, and P. Michel

- 512 Temporal relationship between infective endocarditis and stroke
A.E. Merkler, S.Y. Chu, M.P. Lerario, B.B. Navi, and H. Kamel
- 517 Stroke subtype and motor impairment influence contralesional excitability
G.W. Thickbroom, M. Cortes, A. Rykman, B.T. Volpe, F. Fregni, H.I. Krebs, A. Pascual-Leone, and D.J. Edwards

- 521 Retinal pathology in idiopathic moyamoya angiopathy detected by optical coherence tomography
P. Albrecht, C. Blasberg, S. Lukas, M. Ringelstein, A.-K. Müller, J. Harmel, E.-M. Kadas, D. Finis, R. Guthoff, O. Aktas, H.-P. Hartung, F. Paul, A.U. Brandt, P. Berlit, A. Methner, and M. Kraemer
- 528 Mixed pathology is more likely in black than white decedents with Alzheimer dementia
L.L. Barnes, S. Leurgans, N.T. Aggarwal, R.C. Shah, Z. Arvanitakis, B.D. James, A.S. Buchman, D.A. Bennett, and J.A. Schneider
- 535 Multiple pathologies are common and related to dementia in the oldest-old: The 90+ Study
C.H. Kawas, R.C. Kim, J.A. Sonnen, S.S. Bullain, T. Trieu, and M.M. Corrada


CONTEMPORARY ISSUES

- 543 What is a reflex? A guide for understanding disorders of consciousness
D.B. Fischer and R.D. Truog

CLINICAL/SCIENTIFIC NOTES

- 549 Unilateral magnetic resonance-guided focused ultrasound pallidotomy for Parkinson disease
Y.C. Na, W.S. Chang, H.H. Jung, E.J. Kweon, and J.W. Chang
- 551 CSF leak: A complication from vomiting after magnetic vestibular stimulation
B.K. Ward, D.S. Zee, D. Solomon, G.L. Gallia, and D.D. Reh

REFLECTIONS: NEUROLOGY AND THE HUMANITIES

- 553 Caring for Maggie
S.M. Schaefer

CONTINUED

Neurology[®]

Table of Contents

continued



NEUROIMAGES

- 555 Cerebellar meningeal melanocytoma associated with nevus of Ota: An extremely rare case
H. Chen, W. Liu, S. Zhang, J. Xu, and X. Hui

RESIDENT & FELLOW SECTION

- e55 Teaching *NeuroImages*: NMDA encephalomyelitis with MRI abnormalities isolated to ventral spinal cord gray matter
S. Zubkov, P. Aggarwal Joshi, T.M. Shepherd, and S.V. Kothare

WRITECLICK[®] EDITOR'S CHOICE

- 557 Low-frequency stimulation of STN-DBS reduces aspiration and freezing of gait in patients with PD
C. Sidiropoulos; Author Response: T. Xie, J. Vigil, E. MacCracken, P. Warnke, U.J. Kang
- 557 Optimal achieved blood pressure in acute intracerebral hemorrhage: INTERACT2
S. Lattanzi, M. Silvestrini; Author Response: C.S. Anderson

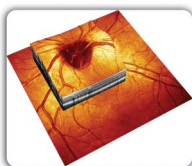
DEPARTMENT

In the Next Issue of *Neurology*[®]

Podcast at Neurology.org CME Video Patient Page LOE classification LOE recommendation




tinyurl.com/neurologyfan twitter.com/GreenJournal



Cover image: The volume of the optic nerve head and surrounding retina measured in volume scans centered on the optic nerve in a representative moyamoya angiopathy patient. See page 521.

Look for **Publish Ahead of Print** articles and editorials under the Ahead of Print tab at Neurology.org



Neurology[®] Online CME Program

Earn CME while reading *Neurology*. This program is available only to online *Neurology* subscribers. Simply read the articles marked CME, go to www.neurology.org, and click on CME. This will provide all of the information necessary to get started. The American Academy of Neurology (AAN) is accredited by the Accreditation Council for Continuing Medical Education (ACCME) to sponsor continuing medical education for physicians. *Neurology* is planned and produced in accordance with the ACCME Essentials. For more information, contact AAN Member Services at 800-879-1960.

Neurology®

85 (6)

Neurology 2015;85:e55-558

This information is current as of January 1, 2015

Updated Information & Services

including high resolution figures, can be found at:
<http://n.neurology.org/content/85/6.full>

Permissions & Licensing

Information about reproducing this article in parts (figures, tables) or in its entirety can be found online at:
http://www.neurology.org/about/about_the_journal#permissions

Reprints

Information about ordering reprints can be found online:
<http://n.neurology.org/subscribers/advertise>

Neurology® is the official journal of the American Academy of Neurology. Published continuously since 1951, it is now a weekly with 48 issues per year. Copyright . All rights reserved. Print ISSN: 0028-3878. Online ISSN: 1526-632X.

