

Neurology[®]

Table of Contents

Volume 84, Number 5, February 3, 2015
Neurology.org

THE MOST WIDELY READ AND HIGHLY CITED PEER-REVIEWED
NEUROLOGY JOURNAL






IN FOCUS


- 439 Spotlight on the February 3 Issue
- 471 This Week's *Neurology*[®] Podcast

EDITORIALS

- 440 Treating arterial disease to prevent brain injury: Break out the bubbly or back to the bench?
T. Hughes and J.U. Harrer
- 442 More evidence against alcohol or smoking in patients with unruptured intracranial aneurysm
J. Pera and Y.M. Ruigrok
- 444 Seeking best medical treatment for hyperacute intracerebral hemorrhage
K. Toyoda and J.C. Grotta
- 446 Chipping away at the channels: Can we fashion a syndrome?
S.M. Zuberi

ARTICLES

- 448 Arterial stiffness and progression of structural brain changes: The SMART-MR study
H.M. Jochemsen, M. Muller, M.L. Bots, P. Scheltens, K.L. Vincken, W.P.T.M. Mali, Y. van der Graaf, and M.I. Geerlings, on behalf of the SMART Study Group
Editorial, p. 440
- 456 Risk factors for all-cause death after diagnosis of unruptured intracranial aneurysms
S. Juvela and H. Lehto
 **Editorial, p. 442**
- 464 Optimal achieved blood pressure in acute intracerebral hemorrhage: INTERACT2
H. Arima, E. Heeley, C. Delcourt, Y. Hirakawa, X. Wang, M. Woodward, T. Robinson, C. Stapf, M. Parsons, P.M. Lavados, Y. Huang, J. Wang, J. Chalmers, and C.S. Anderson, for the INTERACT2 Investigators
  **Editorial, p. 444**
- 472 Lipid and lipoprotein measurements and the risk of ischemic vascular events: Framingham Study
A. Pikula, A.S. Beiser, J. Wang, J.J. Himali, M. Kelly-Hayes, C.S. Kase, Q. Yang, S. Seshadri, and P.A. Wolf

- 480 The phenotypic spectrum of SCN8A encephalopathy
J. Larsen, G.L. Carvill, E. Gardella, G. Kluger, G. Schmiedel, N. Barisic, C. Depienne, E. Brilstra, Y. Mang, J.E.K. Nielsen, M. Kirkpatrick, D. Goudie, R. Goldman, J.A. Jähn, B. Jepsen, D. Gill, M. Döcker, S. Biskup, J.M. McMahon, B. Koeleman, M. Harris, K. Braun, C.G.F. de Kovel, C. Marini, N. Specchio, T. Djémié, S. Weckhuysen, N. Tommerup, M. Troncoso, L. Troncoso, A. Bevot, M. Wolff, H. Hjalgrim, R. Guerrini, I.E. Scheffer, H.C. Mefford, and R.S. Møller, on behalf of the EuroEPINOMICS RES Consortium CRP
Editorial, p. 446
- 490 Triheptanoin improves brain energy metabolism in patients with Huntington disease
I.M. Adanyeguh, D. Rinaldi, P.-G. Henry, S. Caillet, R. Valabregue, A. Durr, and F. Mochel

- 496 Clinicians' ability to diagnose dementia with Lewy bodies is not affected by β -amyloid load
P. Tiraboschi, J. Attems, A. Thomas, A. Brown, E. Jaros, D.J. Lett, M. Ossola, R.H. Perry, L. Ramsay, L. Walker, and I.G. McKeith
- 500 Age dependence of brain β -amyloid deposition in Down syndrome: An [¹⁸F]florbetaben PET study
D. Jennings, J. Seibyl, M. Sabbagh, F. Lai, W. Hopkins, S. Bullich, M. Gimenez, C. Reiningger, B. Putz, A. Stephens, A.M. Catafau, and K. Marek
- 508 Mild cognitive impairment with suspected nonamyloid pathology (SNAP): Prediction of progression
A. Caroli, A. Prestia, S. Galluzzi, C. Ferrari, W.M. van der Flier, R. Ossenkoppele, B. Van Berckel, F. Barkhof, C. Teunissen, A.E. Wall, S.F. Carter, M. Schöll, I.H. Choo, T. Grimmer, A. Redolfi, A. Nordberg, P. Scheltens, A. Drzezga, and G.B. Frisoni, for the Alzheimer's Disease Neuroimaging Initiative
- 516 Reduced striatal dopamine transmission in REM sleep behavior disorder comorbid with depression
Y.K. Wing, S.P. Lam, J. Zhang, E. Leung, C.L. Ho, S. Chen, M.K. Cheung, S.X. Li, J.W.Y. Chan, V. Mok, J. Tsoh, A. Chan, and C.K.W. Ho

CONTINUED

Neurology[®]

Table of Contents


continued



523 Recessive truncating *IGHMBP2* mutations presenting as axonal sensorimotor neuropathy
G. Schottmann, H. Jungbluth, U. Schara, E. Knierim, S.M. Gonzalez, E. Gill, F. Seifert, F. Norwood, C. Deshpande, K. von Au, M. Schuelke, and J. Senderek

532 Urologic and gastrointestinal symptoms in the dystroglycanopathies
C.D. Crockett, L.A. Bertrand, C.S. Cooper, R.M. Rahhal, K. Liu, M.B. Zimmerman, S.A. Moore, and K.D. Mathews


CLINICAL/SCIENTIFIC NOTES

540 Differential trigeminal myelinated and unmyelinated nerve fiber involvement in FOSMN syndrome
A. Truini, V. Provitera, A. Biasiotta, A. Stancanelli, G. Antonini, L. Santoro, G. Cruccu, and M. Nolano


NEUROIMAGES

543 Eosinophilic CNS vasculitis can mimic demyelinating disease of the brain and spinal cord
R. Schneider, J.P. Tsai, D.G. Munoz, and D.H. Selchen

VIDEO NEUROIMAGES

545 Adductor laryngeal exhaling dystonia in progressive supranuclear palsy
K. Kawamura, Y. Arij, T. Inui, and T. Mitsui


RESIDENT & FELLOW SECTION

e27 Pearls & Oysters: Ophthalmic artery malperfusion in aortic dissection with common carotid artery involvement
V. Kumar, H.K. Sandhu, A.-C.L. Meyer, A. Azizzadeh, A.L. Estrera, H.J. Safi, and K.M. Charlton-Ouw

e30 Teaching NeuroImages: Variant of Guillain-Barré syndrome with spinal cord involvement
C. Gächter, J.A. Petersen, U. Schwarz, A. Pangalu, and A.A. Tarnutzer

e31 Teaching NeuroImages: Radiation-associated symptomatic carotid artery disease with ipsilateral radiodermatitis
M.E. Ehrlich, T. Gulvezan, and A.M. Southerland

WRITECLICK[®] EDITOR'S CHOICE

546 Functional connectivity in the basal ganglia network differentiates PD patients from controls
E.B. Montgomery, Jr; Author Response: C.E. Mackay, K. Szewczyk-Krolikowski, Y. Ben-Shlomo, M. Hu

547 Mystery Case: Pendular see-saw nystagmus as a delayed complication of traumatic brain injury
E.R. Eggenberger

CORRECTION

547 IgG4-related diffuse perineural disease

DEPARTMENT

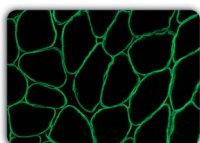
In the Next Issue of *Neurology*[®]

 Podcast at Neurology.org  CME  Video  Patient Page  LOE classification  LOE recommendation



Find us on Facebook

tinyurl.com/neurologyfan  twitter.com/GreenJournal



Cover image: Key components of the dystrophin-glycoprotein complex are present in healthy human bladder and gastrointestinal tract. Shown: Dystrophin immunofluorescence in skeletal muscle. See page 532.

Look for **Publish Ahead of Print** articles and editorials under the Ahead of Print tab at Neurology.org

Neurology[®]

84 (5)

Neurology 2015;84:e27-547

This information is current as of January 1, 2015

Updated Information & Services

including high resolution figures, can be found at:
<http://n.neurology.org/content/84/5.full>

Permissions & Licensing

Information about reproducing this article in parts (figures, tables) or in its entirety can be found online at:
http://www.neurology.org/about/about_the_journal#permissions

Reprints

Information about ordering reprints can be found online:
<http://n.neurology.org/subscribers/advertise>

Neurology® is the official journal of the American Academy of Neurology. Published continuously since 1951, it is now a weekly with 48 issues per year. Copyright . All rights reserved. Print ISSN: 0028-3878. Online ISSN: 1526-632X.

