

# Neurology<sup>®</sup>

## Table of Contents

Volume 84, Number 1, January 6, 2015

Neurology.org

THE MOST WIDELY READ AND HIGHLY CITED PEER-REVIEWED  
NEUROLOGY JOURNAL



### IN FOCUS

- 1 Spotlight on the January 6 Issue
- 56 This Week's *Neurology*<sup>®</sup> Podcast

### ACKNOWLEDGMENT TO REVIEWERS


- 2 Message from the Editors to our Reviewers  
*R.A. Gross, D.S. Knopman, A.A. Amato, G.D. Cascino, O. Ciccarelli, J.R. Corboy, M.S.V. Elkind, J.W. Mink, R.M. Ransohoff, R.J. Uitti, and B.B. Worrall*

### EDITORIALS


- 11 Tools for readers: Getting the most from the *Neurology* electronic platforms  
*P.K. Baskin and R.A. Gross*
- 13 Neurologic complications of rotavirus in neonates: More common than we thought?  
*L.S. de Vries and D. Bearden*
- 15 Congenital myopathies: Rebuilding the natural history, one gene at a time  
*E. Bertini and B.T. Darras*
- 17 Lysophosphatidylcholine to stratify risk of ischemic stroke in TIA  
*G.C. Jickling and J. Montaner*
- 19 Finding the balance in complex regional pain syndrome: Expertise, optimism, and evidence  
*G.L. Moseley and N.E. O'Connell*

### ARTICLES

- 21 Distinctive pattern of white matter injury in neonates with rotavirus infection  
*J.S. Yeom, Y.-S. Kim, J.-H. Seo, J.S. Park, E.S. Park, J.-Y. Lim, H.-O. Woo, H.-S. Youn, D.S. Choi, J.-Y. Chung, T.-H. Han, and C.-H. Park*  
 Editorial, p. 13
- 28 Congenital myopathies: Natural history of a large pediatric cohort  
*I. Colombo, M. Scoto, A.Y. Manzur, S.A. Robb, L. Maggi, V. Gowda, T. Cullup, M. Yau, R. Phadke, C. Sewry, H. Jungbluth, and F. Muntoni*  
Editorial, p. 15

- 36 Metabolomics predicts stroke recurrence after transient ischemic attack  
*M. Jové, G. Mauri-Capdevila, I. Suárez, S. Cambray, J. Sanahuja, A. Quílez, J. Farré, I. Benabdelhak, R. Pamplona, M. Portero-Otín, and F. Purroy*  
Editorial, p. 17
- 46 Bicuspid aortic valves and thoracic aortic aneurysms in patients with intracranial aneurysms  
*M.S. Goyal, R. Gottumukkala, S. Bhalla, A. Kates, G.J. Zipfel, and C.P. Derdeyn*
- 50 Optimal combination secondary prevention drug treatment and stroke outcomes  
*J.-H. Park and B. Ovbiagele*  

- 57 CSF biomarkers and clinical progression of Parkinson disease  
*S. Hall, Y. Surova, A. Öhrfelt, H. Zetterberg, D. Lindqvist, and O. Hansson*
- 64 Factors associated with cognitive evaluations in the United States  
*V. Kotagal, K.M. Langa, B.L. Plassman, G.G. Fisher, B.J. Giordani, R.B. Wallace, J.R. Burke, D.C. Steffens, M. Kabeto, R.L. Albin, and N.L. Foster*
- 72 Rates and risk factors for progression to incident dementia vary by age in a population cohort  
*M. Ganguli, C.-W. Lee, B.E. Snitz, T.F. Hughes, E. McDade, and C.-C.H. Chang*
- 81 Relapses and disability accumulation in progressive multiple sclerosis  
*M.M. Paz Soldán, M. Novotna, N. Abou Zeid, N. Kale, M. Tutuncu, D.J. Crusan, E.J. Atkinson, A. Siva, B.M. Keegan, I. Pirko, S.J. Pittock, C.F. Lucchinetti, B.G. Weinshenker, M. Rodriguez, and O.H. Kantarci*

### VIEWS & REVIEWS

- 89 Complex regional pain syndrome: An optimistic perspective  
*F. Birklein, D. O'Neill, and T. Schlereth*  
 Editorial, p. 19

CONTINUED

# Neurology<sup>®</sup>

## Table of Contents

*continued*



### CLINICAL/SCIENTIFIC NOTES

- 97 Coiling-associated delayed cerebral hypersensitivity: Is nickel the link?  
*K. Lobotesis, K. Mahady, J. Ganesalingam, S. Amlani, L. Carlton-Jones, N.W.S. Davies, and P. Bentley*
- 97 Comment: Nickel-associated delayed cerebral hypersensitivity— Recognition is key  
*J.J. Majersik*
- 99 VZV encephalitis that developed in an immunized patient during fingolimod therapy  
*N.P. Issa and A. Hentati*

### NEUROIMAGES

- 101 Drawing perseveration in the behavioral variant of frontotemporal dementia  
*P. Ioannidis, E. Konstantinopoulou, and D. Karacostas*
- 102 Medullary cap dysplasia: MRI and diffusion tensor imaging of a hindbrain malformation  
*E. Jurkiewicz and K. Nowak*

### RESIDENT & FELLOW SECTION

- e1 Opinion and Special Articles: An interdisciplinary neuroinfectious diseases clinic to improve patient care and training  
*F.C. Chow, B.S. Schwartz, and S.A. Josephson*

- e5 Teaching *NeuroImages*: Primary Sjögren syndrome presenting as isolated lesion of medulla oblongata  
*J. Chen, L. Wang, L. He, X. Yi, and Z. Yan*
- e7 Teaching *NeuroImages*: Posttraumatic lumbar epidural hematoma  
*J. van Aalst, K. Rijkers, and A.A. Postma*

### WRITECLICK<sup>®</sup> EDITOR'S CHOICES

- 104 Cognitive training in Parkinson disease: Cognition-specific vs nonspecific computer training  
*W. Sturm; Author Response: P. Fuhr, R. Zimmermann, U. Gschwandtner*
- 105 Influenza vaccination and cardiovascular risk in patients with recent TIA and stroke  
*B. Rahman, A. Heywood, A. Moa, C.R. MacIntyre*

### CORRECTIONS

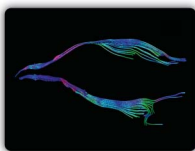
- 105 MRI measurement of brain iron in patients with restless legs syndrome
- 105 Child Neurology: *PRRT2*-associated movement disorders and differential diagnoses
- 105 CD49d antisense drug ATL1102 reduces disease activity in patients with relapsing-remitting MS

### DEPARTMENT

In the Next Issue of *Neurology*<sup>®</sup>

Podcast at [Neurology.org](http://Neurology.org) CME Video Patient Page LOE classification LOE recommendation

Find us on Facebook [tinyurl.com/neurologyfan](https://www.facebook.com/Neurology) twitter [twitter.com/GreenJournal](https://twitter.com/GreenJournal)



**Cover image:** Tractography showing absence of the crossing of the corticospinal tracts in a patient with medullary cap dysplasia. See page 102.

Look for **Publish Ahead of Print** articles and editorials under the Ahead of Print tab at [Neurology.org](http://Neurology.org)

# Neurology<sup>®</sup>

84 (1)  
*Neurology* 2015;84:e1-105

**This information is current as of January 1, 2015**

**Updated Information & Services**

including high resolution figures, can be found at:  
<http://n.neurology.org/content/84/1.full>

**Permissions & Licensing**

Information about reproducing this article in parts (figures, tables) or in its entirety can be found online at:  
[http://www.neurology.org/about/about\\_the\\_journal#permissions](http://www.neurology.org/about/about_the_journal#permissions)

**Reprints**

Information about ordering reprints can be found online:  
<http://n.neurology.org/subscribers/advertise>

*Neurology*® is the official journal of the American Academy of Neurology. Published continuously since 1951, it is now a weekly with 48 issues per year. Copyright . All rights reserved. Print ISSN: 0028-3878. Online ISSN: 1526-632X.

